



Dog Care: Essential Oils Are for Everyone!

Essential Oil Favorites:

- Frankincense: Anxiety, Colitis, Inflammation, Infections, Insect/Snake Bites, Scarring, Tumors, Warts
- Helichrysum: Bleeding, Liver Issues, Nerve Damage, Wound Care
- Lavender: Abscesses, Anxiety, Allergies, Burns, Conjunctivitis, Inflammation, Tumors, Vertigo, Wound Care
- Lemon: Anxiety, Electrolyte Balance, Immune Boost, Infections, Lymph Function, Claw Strength
- Melissa: Anxiety, Chronic Cough, Depression, Flu, Herpes, Immune Support
- Oregano: Bronchitis, Colds, Infections, MRSA, Ringworm, Strep, Staph
- Peppermint: Asthma, Bronchitis, Diarrhea, Fever, Heatstroke, Inflammation, Muscle Pain, Ulcers
- AromaTouch®: Circulatory Issues, Heatstroke, Overworked Muscles
- Balance: Anxiety, Displasia, Joint Issues (Add Lemongrass and Deep Blue!)
- Breathe: Asthma, Allergies, Colds, Heatstroke, Kennel Cough
- Deep Blue®: Arthritis, Monday Morning Sickness, Muscle Cramps, Wound Care
- DigestZen®: Allergies, Diarrhea, Digestive Parasites, Ulcers, Vomiting
- Immortelle: Anxiety, Bleeding, Inflammation, Nerve Damage, Scarring, Tumors, Wound Care
- On Guard®: Abscesses, Colds, Flu, Immune Support, MRSA, Oral Health, Parasites, Spider Bites
- Serenity: Anxiety, Burns, Inflammation, Wound Care
- Zendocrine®: Kidney and Bladder Infections, Liver Support



Flea Repellent

Mist: In a 16 oz. spray bottle, put 4–6 drops of Rosemary and 4–6 drops of Purify; fill the remainder of the bottle with distilled water. Lightly spray dog, avoiding the eyes. Reapply as needed for flea prevention.

Oil: Apply TerraShield® neat (no dilution) to paws, around ears, and to other trouble areas.

Tooth Problems/Gum Loss

Put 8–10 drops of On Guard® in a 2 oz. glass bottle, and fill the remainder of the bottle with Fractionated Coconut Oil. Apply to gums and teeth morning and night.

Kennel Cough

Combine 25 drops each of Breathe, Lime, and Thyme. Diffuse. Apply (dosage based on size) with Balance to paws 4–6 times daily.

Chronic Health Conditions, Wound Care, and Show Dogs

Add the Lifelong Vitality Pack to your oils program. It has been proven to improve immune function, reduce inflammation, increase energy, promote vitality and wellness, support brain and digestive function, and more!



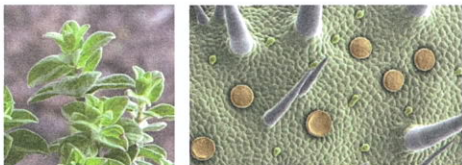
The person whose information is listed on this flyer can help you address specific conditions using essential oils.



Dog Care: Essential Oils Are for Everyone!

Essential Oils Are:

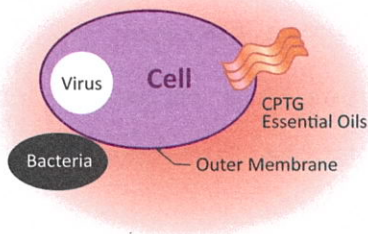
- Natural aromatic compounds found in plants
- Extracted by steam distillation or cold-pressing
- Powerful and safe, without side effects
- 50-70x more powerful than herbs



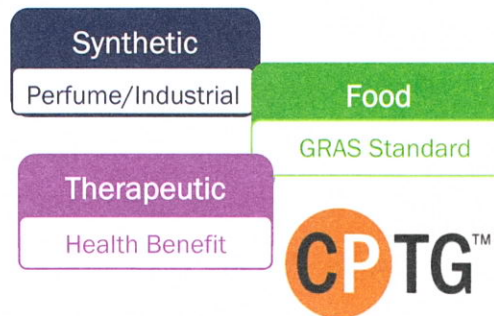
*Oil sacs on marjoram leaf

Essential Oils Kill Viruses and Bacteria

- Antibiotics cannot penetrate cell membrane
- Essential oils CAN penetrate cells to kill viruses and bacteria



Essential Oil Production



Three Ways to Use Essential Oils:

1. Aromatic

- Mood management
- Air purification
- Opening airways



2. Topical

- Systemic, localized effects
- Massage
- Immediate comfort
- Immune support



3. Internal

- Digestive system
- Mouth
- Throat
- Liver

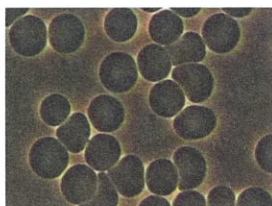


They Work FAST!

Red blood cells using dark field microscopy



Control blood sample, before essential oils



Blood sample taken 30 seconds after topical application of Balance blend

Tips for Essential Oils and Dogs:

- Dogs tolerate oils well, but dogs vary greatly in size. Use tiny amounts of oil for sensitive skin, puppies, and toy breeds. Dilute with coconut oil if needed.
- Follow the directions in your reference book. Apply oils between toes and on the pad of the foot when doing foot applications.
- The oils do not build up in the systems like drugs do; reapply as needed.
- Avoid getting oils in eyes; flush with milk if needed.

For more information, contact: